


HCP-200 AUXILIARY MODULES

GENERAL


The HCP-200 Microprocessor Based Fire Alarm System can be configured to meet virtually any requirements.

The following modules have been designed to adapt the system to suit the particular requirements of a building.



HDM-204 FOUR INITIATING CIRCUIT & TWO INDICATING CIRCUIT MODULE

The HDM-204 Module provides the HCP-204E Fire Alarm Control Panel with up to 4 Class B (Style B) or 2 Class A (Style D) Initiating Circuits. In addition it provides up to 2 Class A/B (Style Z/Y) Indicating Circuits which are rated for 1.7 Amps each. Each of the indicating circuits can be configured for silenceable or non silenceable. In addition each circuit comes with an individual trouble indicator. All circuits are power limited for use with limited energy cable. The HDM-204 consists of a PC board which mounts at the bottom of the chassis. The PC board is connected via cables to the board on the main chassis.



HRM-204 AUXILIARY QUAD RELAY MODULE


The HRM-204 Auxiliary Relay Module provides the HCP-200 Series with four configurable auxiliary relays. The relays can be configured for either relay per zone, Common Alarm relay(s) or Common Supervisory relay(s). Each relay is rated for 28 VDC @ 1 Amp max. The module is mounted on the top of any detection module, with hardware provided for the module. Requires one HCH-429 Accessory Mounting Plate when HRM-204 is mounted in the HCP-202 or HCP-204.

Continued on back.

PRODUCT LISTINGS


Underwriters Laboratories: S6468
CSFM #: 7165-0410:152

Specifications subject to change without notice.



**HRM-208
EIGHT RELAY MODULE**

The HRM-208 Auxiliary Relay Module provides the HCP-200 Series with eight configurable auxiliary relays. The relays can be configured for either relay per zone, Common Alarm relay(s) or Common Supervisory relay(s). Each relay is rated for 28 VDC @ 1 Amp max. The module is mounted on the top of any detection module, with hardware provided for the module. Requires one HCH-429 Accessory Mounting Plate when an HRM-208 is mounted in the HCP-202 or HCP-204.



**HPR-100
POLARITY REVERSAL & CITY TIE MODULE**

The HPR-100 Polarity Reversal & City Tie Module allows connection to two different types of monitoring systems. The City Tie provides an output of 24 VDC at 210 mA max. The module supervises the City Tie connection and will provide a system trouble if not connected. A terminating resistor is supplied with the module. The Polarity Reversal provides a 24 VDC output for normal condition and a polarity reverse 24 VDC output for alarm. The module is also capable of transmitting a system trouble "Zero Volts." This option is jumper selectable. The output current is limited to 8 mA.



**HDACT-100
DIGITAL ALARM COMMUNICATOR TRANSMITTER/
DIALER MODULE**

The HDACT-100 Digital Alarm Communicator Transmitter/Dialer Module allows the HCP-200 Fire Alarm Control Panels to use one or two phone lines to call a Central Station and report a local Alarm, Trouble or Supervisory condition. Requiring two supervised telephone lines, the HDACT-100 can be programmed to use the Security Industry Association (SIA) Digital Communication Standard (DCS) and Ademco Contact ID protocols. The HDACT-100 is powered by the HCP-200 Fire Alarm Control Panels and communicates with them via an RS-485 Interface. The HCFG-100 Configuration and Diagnostics Tool is required to program the HDACT-100.